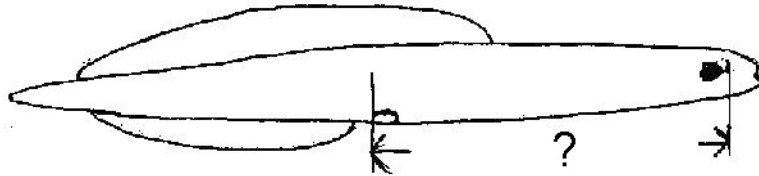





## Rigging an Almost Alive Eel with Two Hooks...

*11 & 15 Inch Eels Only*


1. Measure the distance between the anal vent and just in front of the eyes.



2. Haywire twist a heavy live bait hook (Owner Gorilla Live Bait or equivalent in 4/0) with #9 solid strand wire and make another empty haywire twist just in front of the eye. (The haywire twists should be offset by ninety degrees)




3. Insert the haywire twist/hook rig into the anal vent and feed it forward towards the head of the eel. (Lubricate the wire with saliva.)



4. The empty haywire twist should sit just inside the head of the eel (Should not extend past the head but should be visible just inside the mouth.)

5. After the first hook and wire rig is inside the eel you feed your second live bait hook through the eel's head and the loop created by the empty haywire twist.



Notes: Hook preference is completely up to the angler...Circle hooks work well but it is totally up to the angler. I use live bait because they're strong and relatively small and un-intrusive. I wouldn't use less than #9 wire because you never know what might take a bite of the eel.